

## Wind energy use - the greatest man-made climatic devil!

The correlation between energy extraction from the tropospheric system by wind turbines and extreme rainfall as currently in Spain and previously in France can be clearly demonstrated by simple statistical figures.

- Page 2 shows the data from an unremarkable day at the end of May 2024.
- Page 3 shows the beginning of the strong wind in Germany at the beginning of October. On October 15/16, a particularly large amount of energy is extracted from the wind. On October 17/18, heavy rain occurs in France.
- The situation in Spain is shown from page 12. Record energy extraction from October 28 and especially on the heavy rain days of October 29 and 30.

Any questions?

### **Simplified:**

The extraction of energy from the wind slows the wind down. This disrupts the transportation of water vapor. Air contains gigantic amounts of water vapor. Wind farms act as barriers to horizontal wind flow. Some of the wind flow is deflected upwards, causing rainfall. Wind is comparable to flying rivers. If this flow is disrupted or hindered, the water falls from the sky!...

## Windenergienutzung – der größte menschengemachte Klima-Teufel!

Der Zusammenhang zwischen dem Energieentzug aus dem troposphärischen System durch Windkraftanlagen und extremen Niederschlägen wie derzeit in Spanien und zuvor in Frankreich lässt sich durch einfache statistische Zahlen klar belegen.

- Seite 2 zeigt die Daten eines unauffälligen Tages Ende Mai 2024.
- Seite 3 zeigt den Beginn des Starkwindes in Deutschland Anfang Oktober. Am 15./16. Oktober wird besonders viel Energie aus dem Wind gewonnen. Am 17./18. Oktober kommt es in Frankreich zu starkem Regen.
- Die Situation in Spanien wird ab Seite 12 dargestellt. Rekord-Energiegewinnung ab dem 28. Oktober und insbesondere an den Starkregen-Tagen 29. und 30. Oktober.

Noch Fragen?

### **Vereinfacht dargestellt:**

Die Energiegewinnung aus Wind bremst den Wind. Dadurch wird der Transport von Wasserdampf gestört. Die Luft enthält gigantische Mengen an Wasserdampf. Windparks stellen Barrieren gegen die horizontale Windströmung dar. Ein Teil der Windströmung wird nach oben gelenkt, Steigungsregen setzt ein. Wind ist vergleichbar mit fliegenden Flüssen. Wird dieser Fluss gestört oder gehemmt, fällt das Wasser vom Himmel!

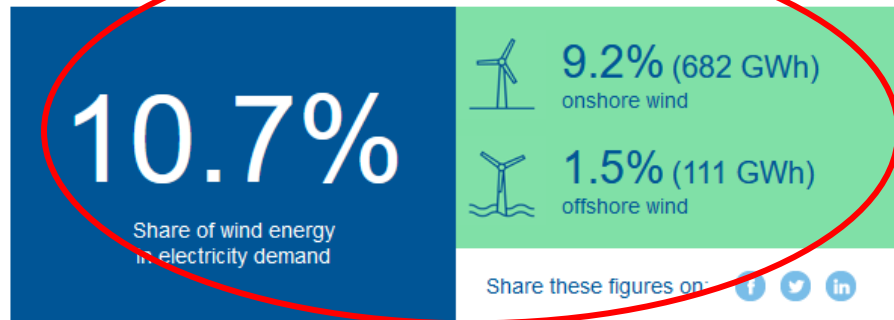
**Data source: <https://windeurope.org/about-wind/daily-wind/>**

02.11.2024    Manfred Brugger  
<https://buch.manfred-brugger.de>  
<https://manfred-brugger.de>

# An unremarkable day at the end of May

30 May 2024

How much wind was in Europe's electricity yesterday?



[Find out more](#)

## TOP 10 COUNTRIES

### BY SHARE OF WIND ENERGY

- Ireland: 53%
- Spain: 27%
- Denmark: 18%
- Lithuania: 15%
- Sweden: 13%
- United Kingdom: 13%

### BY WIND ENERGY GENERATION

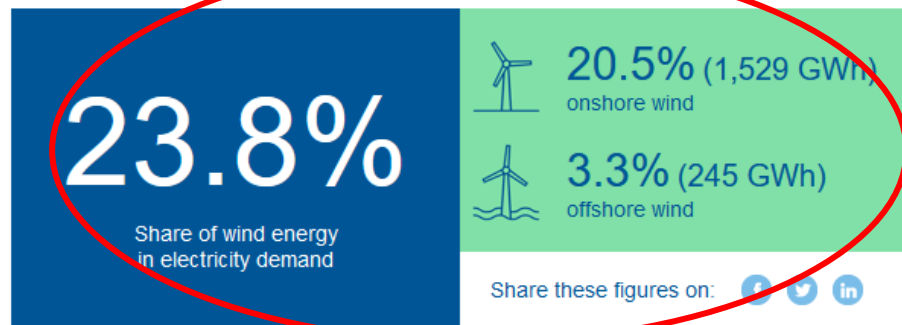
- Spain: 172 GWh
- France: 128 GWh
- Germany: 96 GWh
- United Kingdom: 96 GWh
- Italy: 60 GWh
- Ireland: 44 GWh

# Before the extreme rain in France

10 October 2024

11 October 2024

How much wind was in Europe's electricity yesterday?



[Find out more](#)

## TOP 10 COUNTRIES

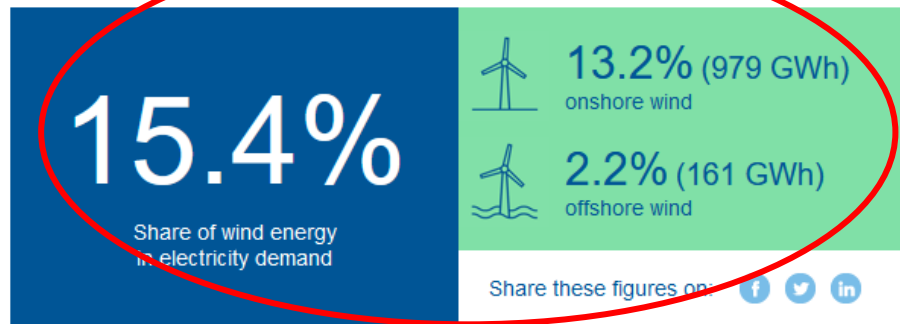
### BY SHARE OF WIND ENERGY

1. Denmark: 84%
2. Germany: 50%
3. Finland: 46%
4. Lithuania: 43%
5. Croatia: 33%
6. Montenegro: 32%

### BY WIND ENERGY GENERATION

1. Germany: 695 GWh
2. Spain: 136 GWh
3. Poland: 129 GWh
4. France: 120 GWh
5. Italy: 111 GWh
6. Finland: 101 GWh







How much wind was in Europe's electricity yesterday?



[Find out more](#)

TOP 10 COUNTRIES

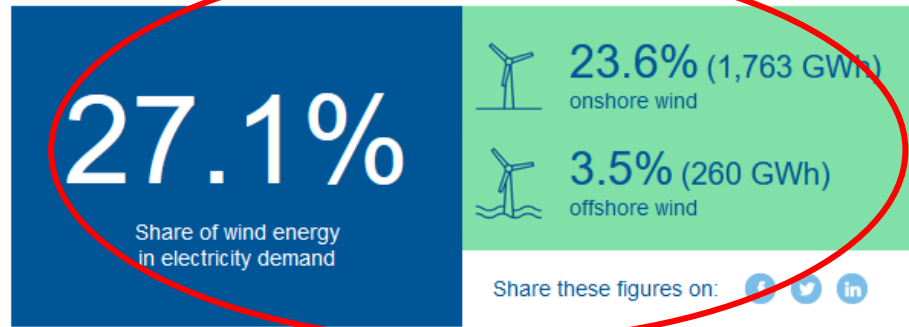
BY SHARE OF WIND ENERGY

1.  Ireland: 53%
2.  Portugal: 44%
3.  Spain: 31%
4.  Netherlands: 29%
5.  Sweden: 26%
6.  Finland: 25%

BY WIND ENERGY GENERATION

1.  Germany: 299 GWh
2.  Spain: 200 GWh
3.  France: 151 GWh
4.  Sweden: 94 GWh
5.  Netherlands: 72 GWh
6.  Finland: 53 GWh

### How much wind was in Europe's electricity yesterday?



[Find out more](#)

### TOP 10 COUNTRIES

#### BY SHARE OF WIND ENERGY

1. Denmark: 104%
2. Germany: 50%
3. Netherlands: 41%
4. Sweden: 40%
5. Finland: 40%
6. Spain: 35%

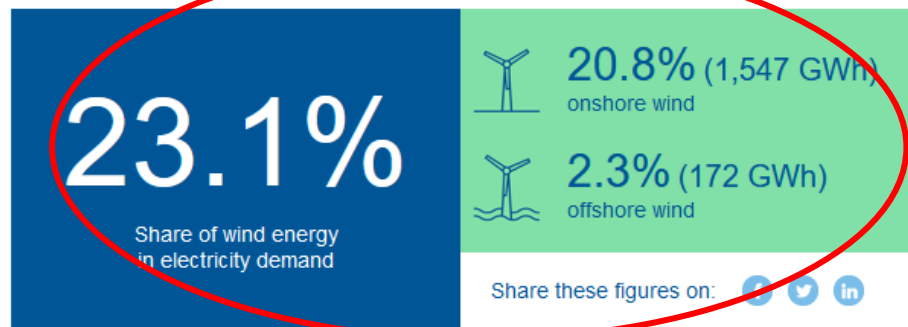
#### BY WIND ENERGY GENERATION

1. Germany: 688 GWh
2. France: 235 GWh
3. Spain: 226 GWh
4. Sweden: 146 GWh
5. Denmark: 118 GWh
6. Netherlands: 104 GWh

# Onset of heavy rain in France 17./18. 10. 2024

17 October 2024

How much wind was in Europe's electricity yesterday?



[Find out more](#)

## TOP 10 COUNTRIES

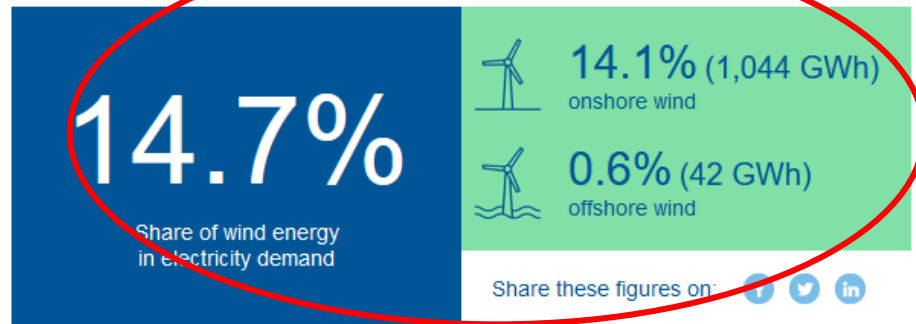
### BY SHARE OF WIND ENERGY

1. Denmark: 76%
2. Portugal: 57%
3. Finland: 53%
4. Sweden: 53%
5. Greece: 47%
6. Spain: 39%

### BY WIND ENERGY GENERATION

1. Germany: 393 GWh
2. Spain: 252 GWh
3. Sweden: 182 GWh
4. Poland: 150 GWh
5. Finland: 119 GWh
6. France: 98 GWh

How much wind was in Europe's electricity yesterday?



[Find out more](#)

TOP 10 COUNTRIES


BY SHARE OF WIND ENERGY

- Ireland: 57%
- Lithuania: 51%
- Finland: 47%
- Greece: 39%
- Spain: 38%
- Estonia: 33%

BY WIND ENERGY GENERATION

- Spain: 240 GWh
- Germany: 123 GWh
- Poland: 108 GWh
- Finland: 103 GWh
- Sweden: 87 GWh
- France: 79 GWh

How much wind was in Europe's electricity yesterday?



[Find out more](#)

### TOP 10 COUNTRIES

#### BY SHARE OF WIND ENERGY

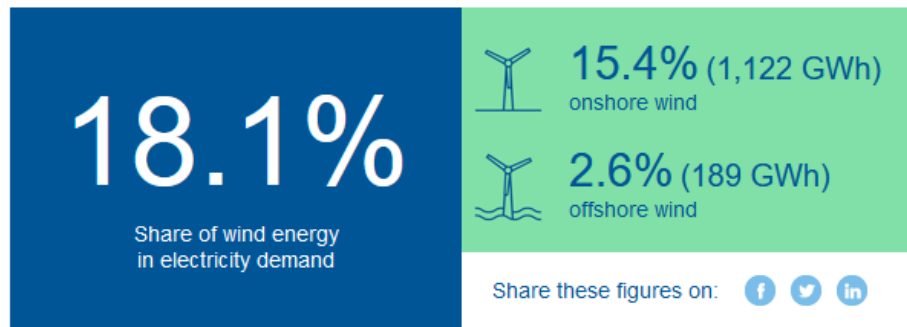
- Lithuania: 48%
- Portugal: 41%
- Ireland: 38%
- Greece: 37%
- Denmark: 37%
- Finland: 35%

#### BY WIND ENERGY GENERATION

- Germany: 247 GWh
- Spain: 167 GWh
- France: 114 GWh
- Poland: 109 GWh
- Sweden: 91 GWh
- Finland: 72 GWh



### How much wind was in Europe's electricity yesterday?



[Find out more](#)

### TOP 10 COUNTRIES

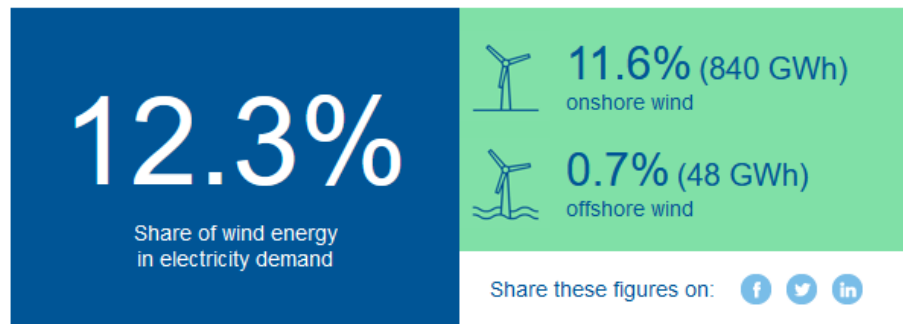
#### BY SHARE OF WIND ENERGY

- 1. Denmark: 83%
- 2. Sweden: 68%
- 3. Finland: 46%
- 4. Greece: 43%
- 5. Lithuania: 40%
- 6. Estonia: 39%

#### BY WIND ENERGY GENERATION

- 1. Germany: 332 GWh
- 2. Sweden: 232 GWh
- 3. Finland: 103 GWh
- 4. France: 100 GWh
- 5. Denmark: 88 GWh
- 6. Spain: 85 GWh

### How much wind was in Europe's electricity yesterday?



[Find out more](#)

### TOP 10 COUNTRIES

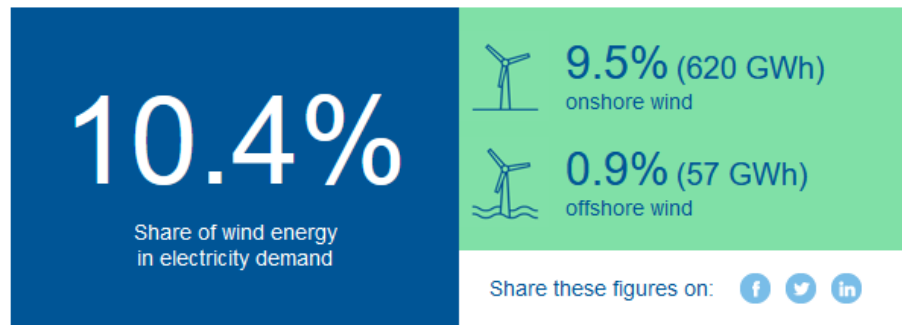
#### BY SHARE OF WIND ENERGY

- Portugal: 50%
- Greece: 40%
- Finland: 34%
- Sweden: 31%
- Austria: 24%
- Spain: 22%
- Estonia: 19%

#### BY WIND ENERGY GENERATION

- Germany: 155 GWh
- Spain: 143 GWh
- Sweden: 109 GWh
- France: 96 GWh
- Finland: 76 GWh
- Poland: 51 GWh
- Greece: 50 GWh

### How much wind was in Europe's electricity yesterday?



[Find out more](#)

### TOP 10 COUNTRIES

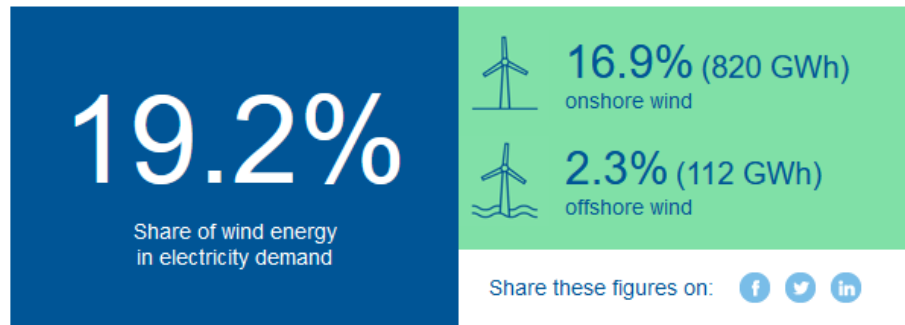
#### BY SHARE OF WIND ENERGY

- 1. Greece: 38%
- 2. Spain: 25%
- 3. Sweden: 25%
- 4. Portugal: 25%

#### BY WIND ENERGY GENERATION

- 1. Germany: 152 GWh
- 2. Spain: 136 GWh
- 3. Sweden: 80 GWh
- 4. Norway: 50 GWh

### How much wind was in Europe's electricity yesterday?



[Find out more](#)

### TOP 10 COUNTRIES

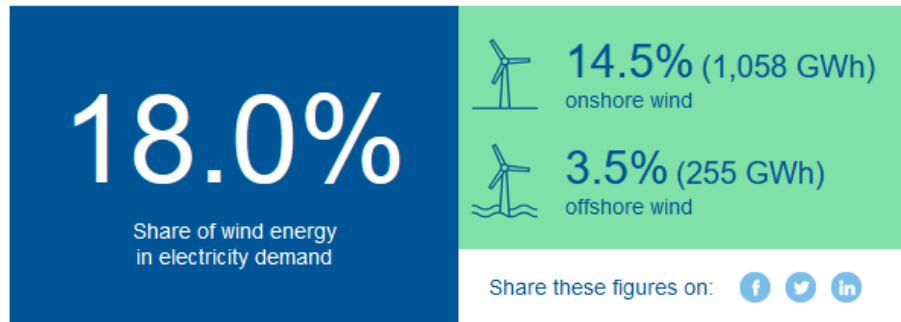
#### BY SHARE OF WIND ENERGY

- Germany: 906%
- Serbia: 146%
- Denmark: 72%
- Sweden: 60%
- Finland: 48%
- Portugal: 31%

#### BY WIND ENERGY GENERATION

- Germany: 240 GWh
- Sweden: 191 GWh
- Finland: 103 GWh
- Spain: 94 GWh
- Denmark: 61 GWh
- Norway: 52 GWh

### How much wind was in Europe's electricity yesterday?



[Find out more](#)

### TOP 10 COUNTRIES

#### BY SHARE OF WIND ENERGY

1. Sweden: 50%
2. Portugal: 46%
3. Finland: 44%
4. Lithuania: 40%
5. Netherlands: 36%
6. Denmark: 35%

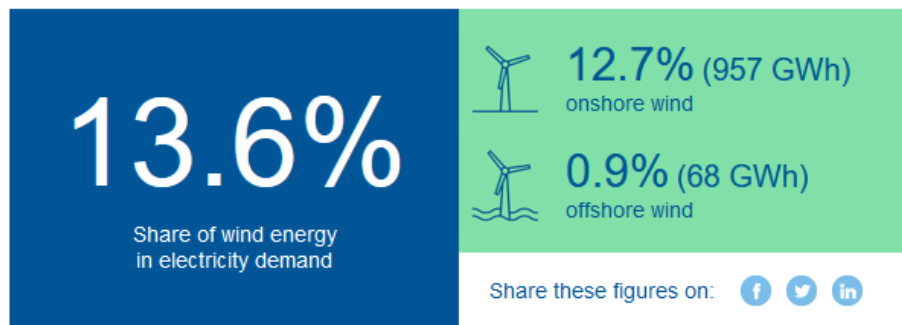
#### BY WIND ENERGY GENERATION

1. Germany: 377 GWh
2. Spain: 200 GWh
3. Sweden: 180 GWh
4. Finland: 101 GWh
5. Netherlands: 99 GWh
6. Portugal: 62 GWh

# Onset of heavy rain in Spain, Valencia

29 October 2024

How much wind was in Europe's electricity yesterday?



[Find out more](#)

## TOP 10 COUNTRIES

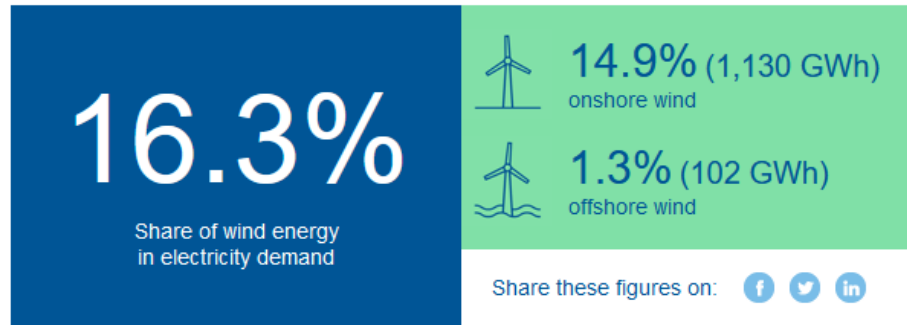
### BY SHARE OF WIND ENERGY

1. Portugal: 50%
2. Sweden: 43%
3. Finland: 42%
4. Spain: 40%

### BY WIND ENERGY GENERATION

1. Spain: 266 GWh
2. Germany: 166 GWh
3. Sweden: 160 GWh
4. Finland: 97 GWh

### How much wind was in Europe's electricity yesterday?



[Find out more](#)

### TOP 10 COUNTRIES

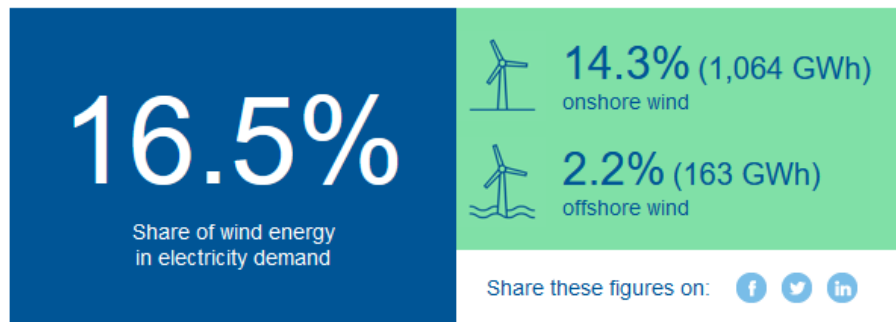
#### BY SHARE OF WIND ENERGY

- 1. Denmark: 87%
- 2. Sweden: 56%
- 3. Finland: 54%
- 4. Lithuania: 53%
- 5. Estonia: 40%
- 6. Spain: 38%
- 7. Greece: 37%

#### BY WIND ENERGY GENERATION

- 1. Spain: 239 GWh
- 2. Sweden: 215 GWh
- 3. Germany: 161 GWh
- 4. Finland: 125 GWh
- 5. Denmark: 92 GWh
- 6. Poland: 88 GWh
- 7. France: 64 GWh

How much wind was in Europe's electricity yesterday?



[Find out more](#)

### TOP 10 COUNTRIES

#### BY SHARE OF WIND ENERGY

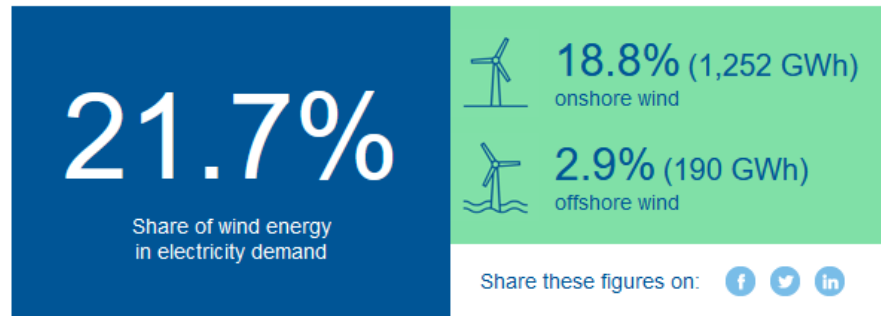
1. Denmark: 109%
2. Lithuania: 56%
3. Greece: 49%
4. Portugal: 44%
5. Sweden: 39%
6. Germany: 28%

#### BY WIND ENERGY GENERATION

1. Germany: 358 GWh
2. Sweden: 146 GWh
3. Spain: 125 GWh
4. Denmark: 122 GWh
5. Poland: 115 GWh
6. Portugal: 66 GWh



How much wind was in Europe's electricity yesterday?



[Find out more](#)

### TOP 10 COUNTRIES

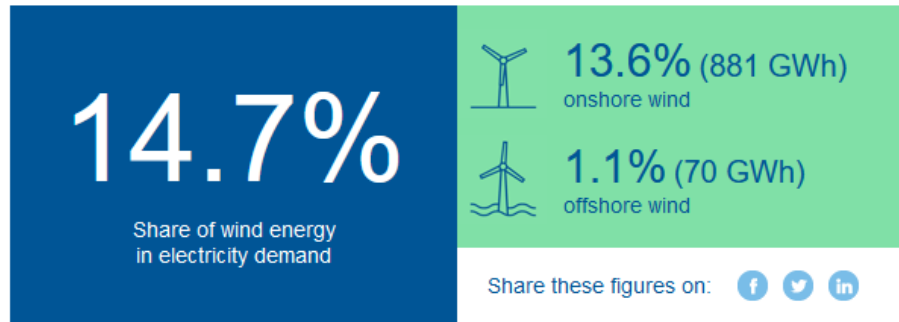
#### BY SHARE OF WIND ENERGY

1. Denmark: 108%
2. Lithuania: 77%
3. Sweden: 62%
4. Poland: 49%
5. Germany: 43%
6. Greece: 36%

#### BY WIND ENERGY GENERATION

1. Germany: 489 GWh
2. Sweden: 223 GWh
3. Poland: 170 GWh
4. Denmark: 123 GWh
5. Spain: 77 GWh
6. Norway: 69 GWh

### How much wind was in Europe's electricity yesterday?



[Find out more](#)

### TOP 10 COUNTRIES

#### BY SHARE OF WIND ENERGY

- Lithuania: 64%
- Sweden: 52%
- Finland: 43%
- Estonia: 36%
- Serbia: 36%
- Denmark: 27%
- France: 20%

#### BY WIND ENERGY GENERATION

- Sweden: 196 GWh
- Germany: 130 GWh
- Finland: 104 GWh
- France: 85 GWh
- Poland: 83 GWh
- Spain: 58 GWh
- UK: 54 GWh